

LGA Local Control and Accountability Plan (LCAP) Update

May 14, 2019



Scott Fitzgerald, Principal

Vision

All NUSD students
graduate as college
and career ready,
productive,
responsible, and
engaged global
citizens





Goals 2017-2022

1. Increase student success in ELA, math, science, literacy, and civics
2. Prepare students to be college and career ready
3. Engage parents and families to support student success in school
4. Create safe and welcoming learning environments where students attend and are connected to their schools



Presentation Objectives

- Update the Executive Council on LCAP actions and services implemented on behalf of our students, staff, and community



About the LCAP



2017-2020 LCAP is Aligned with our Culture of Achievement

Leroy Greene Academy's Culture of Achievement

STATEMENT OF PURPOSE

At Leroy Greene Academy, we implement rigorous academic programs and high leverage systems that ensure all students are prepared for college. Students complete coursework in innovative Visual Arts & Technology or Business Entrepreneurship Pathways. Our Culture of Achievement is defined by high expectations for academic performance and citizenship. We value diversity and connectedness, and believe that the strength of our Lion PRIDE helps to create a rich educational experience.

VISION

All students will graduate college as career ready, productive, responsible, and engaged global citizens.

COMMITMENTS

Purpose Results Innovation Determination Empathy

STRATEGIC PRIORITIES



PRIORITY 1
Implement high leverage aligned instructional systems that yield significant learning results.



PRIORITY 2
Increase college readiness and acceptance rates to 100%.



PRIORITY 3
Recruit, develop, train and retain extraordinary staff



PRIORITY 4
Cultivate a diverse organization that values connectedness and inclusivity with all stakeholders.



PRIORITY 5
Further develop a unique advisory program that codifies the core values of LGA.



PRIORITY 6
Innovate pathways that help students to align their interests with their academic focus.

ALIGNED INSTRUCTIONAL INITIATIVES



Implement High Quality First Instruction in every classroom



Implement Teach Like a Champion taxonomy



Use Instructional Rounds to monitor & increase rigor school wide

Implement Data Driven Instruction



Plan and execute activities / programs to support a Culture of Achievement in High School & Middle school



Align advisory curriculum scope and sequence



Innovate pathway curriculum to post-secondary success



What is the Local Control and Accountability Plan (LCAP)?

- The LCAP is a 3-year process and document that communicates:
 - Locally defined goals
 - Actions and services to achieve those goals
 - Expenditures associated with those actions and services
 - Targets and metrics to measure progress
- The LCAP is intended to connect funding decisions with measurable outcomes for our students
- The LCAP is the intersection of state and local priorities



2017-2020 Three-Year Inclusive LCAP

LCAP is a 3-year inclusive plan which means we do annual updates in Years 2 and 3 on our progress toward reaching our goals but we do not write a new 3 year plan until 2020

2017-2020 LCAP
(prepared in spring 2017)



2020-2023 LCAP
(prepared in spring 2020)



Annual Updates for the 2017-2020 Three-Year Inclusive LCAP

We are
here

LCAP Component	Year 1	Year 2	Year 3
Plan Summary	Yearly	Yearly	Yearly
Budget Summary	Yearly	Yearly	Yearly
Annual Update	Yearly	Yearly	Yearly
Stakeholder Engagement	Yearly	Yearly	Yearly
Goals, Actions & Services	Written for 3 years	Changes to plan could include a change to a specific goal, adding an action, modifying an action, and/or discontinuing an action – all based on review of data/metrics and indicators	
Demonstration of Increased or Improved Services	Yearly, historical context kept over 3 years	Yearly, historical context kept over 3 years	Yearly, historical context kept over 3 years



LGA Update



Status Indicators for Measurable Outcomes (Metrics)

Met target

Close to meeting target

Missed target

No data at this time

Status of LCAP Metrics as of May 14, 2019

Increase the percentage of students who are meeting or exceeding standards as measured by the CAASPP in ELA and math	Increase number of students taking and passing AP exams	100% of students will have standards aligned curriculum as aligned with the Williams process	Classroom walkthroughs will be conducted to monitor implementation of CCSS	Increase outcomes for English Learner students as measured by the English proficiency rates and/or redesignation rates	Improve implementation of ELD standards - Increase outcomes for English Learner students as measured by the English Learner Progress Dashboard indicator	Increase number of student devices by 120 to ensure there is a Chromebook cart in every core content course classroom and a set of PC laptops in CFI for use in business classes	* Establish a baseline % of 11th graders who earn at least 11 UC/CSU a-g credits
Create a baseline of 12th graders who graduate w/ UC/CSU a-g completion 15	Implement the State Seal of Biliteracy process that tracks the number of students earning the California State Seal of Biliteracy	Maintain a 100% graduation rate	Maintain student access to the ACT with a target of 98% of Juniors participating	Maintain a high school dropout rate of under .05% a year	Ensure that 100% of LGA seniors who plan to attend college apply to CSUS	Establish baseline percent of 11th graders college ready in ELA and math, percent of 12th graders who clear conditional readiness with approved course	Provide software for pathways courses
Purchase textbooks and curriculum for use in pathway and AP courses	Ensure that 98% of 10th graders take the PSAT during the school day at LGA	Ensure that 98% of 11th graders take the ACT during the school day at LGA	Ensure that 98% of students enrolled in an AP exam take the associated AP exam	Increase the parent survey completion percent (local)	Percent of parents who responded school staff welcomed my suggestions with an agree or strongly agree	Maintain student attendance at or above the 95% percent average	Decrease chronic absenteeism rate
Decrease pupil suspension rate	Maintain or increase the percent of students involved in music and athletics	Establish baseline perceptions of school safety and connectedness via the senior survey, and social emotional and climate and culture					



Status Indicators for Actions and Services

Making progress, on-track at this time

Making progress slower than desired

Behind desired timeline, but still likely implemented

Unable to implement

Not started

Status of **Actions and Services** as of May 14, 2019

Maintain a 2.0 FTE College and Career Counselor to support student A-G completion, high school graduation and 4 year planning in addition to supporting students social-emotional well-being	Students who have failed courses needed for graduation are required to attend summer school in 2019	Use Get Focused Stay Focused curriculum in College Career Course for 100% of 9th graders, abbreviated and follow up modules in 10-12th grade advisory. Provide training for teachers and counselors	One Chromebook cart in every core content course classroom and a set of PC laptops in CFI for use in business. Refresh devices as needed	All teachers will conduct officer hours for 1 hour twice a week to support students to ensure mastery of concepts that are aligned with content standards	98% of LGA teachers have proper credentials	Students who have failed courses needed for graduation are required to attend summer school in 2019	Pay for AP exams for students
Pay for 1 college application fee for each high school senior in need	Continue to provide 10th graders with access to PSAT exams during the school day to increase PSAT access for low income students and underrepresented subgroups	Continue to provide 11th graders with access to ACT exam during the school day to increase ACT access for low income students and underrepresented subgroups	Continue to provide student enrolled in AP courses with access to AP exam during the school day to increase AP access for all students	Administer parent survey	Continue to grow the middle and high school athletic and music programs and pay associated stipends	All classes meet in appropriate learning facilities and facilities remain in good repair	Parent University will conduct workshops and will serve as a resource for information and support for parents
All LGA students attend advisory 4 days a week for 20 min. Advisory teachers contact home on a regular basis and are able to log contact in Infinite Campus							



27 Measurable Outcomes Organized by 5 Leroy Greene Academy Goals

NUSD District Goal	Slides
1. Increase student success in ELA, math, science, literacy and civics	16-18
2. Prepare students to be college and career ready	19-26
3. Engage parents and families to support student success in school	27-28
4. Create safe and welcoming learning environments where students attend and are connected to their schools	29-34



Goal 1: Increase student success in ELA, math, science, literacy and civics

Metrics

Increase the percentage of students who are meeting or exceeding standards as measured by the CAASPP in ELA and math	Increase number of students taking and passing AP exams	100% of students will have standards aligned curriculum as aligned with the Williams process	Classroom walkthroughs will be conducted to monitor implementation of CCSS	Increase outcomes for English Learner students as measured by the English proficiency rates and/or redesignation rates	Improve implementation of ELD standards - Increase outcomes for English Learner students as measured by the English Learner Progress Dashboard indicator	Increase number of student devices by 120 to ensure there is a Chromebook cart in every core content course classroom and a set of PC laptops in CFI for use in business classes
--	---	--	--	--	--	--

Actions/Services

Maintain a 2.0 FTE College and Career Counselor to support student A-G completion, high school graduation and 4 year planning in addition to supporting students social-emotional well-being	Students who have failed courses needed for graduation are required to attend summer school in 2019	Use Get Focused Stay Focused curriculum in College Career Course for 100% of 9th graders, abbreviated and follow up modules in 10-12th grade advisory. Provide training for teachers and counselors	One Chromebook cart in every core content course classroom and a set of PC laptops in CFI for use in business. Refresh devices as needed	All teachers will conduct officer hours for 1 hour twice a week to support students to ensure mastery of concepts that are aligned with content standards
--	---	---	--	---



Goal 1: Increase student success in ELA, math, science, literacy and civics

Metric

Increase the percentage of students who are meeting or exceeding standards as measured by the CAASPP in ELA and math

LGA has maintained its percentages and has not shown growth in its ELA and Math Scores from its baseline year of 2015 -2016

ELA 41%, Math 23%



Goal 1: Increase student success in ELA, math, science, literacy and civics

Metric

Increase number
of students
taking and
passing AP
exams

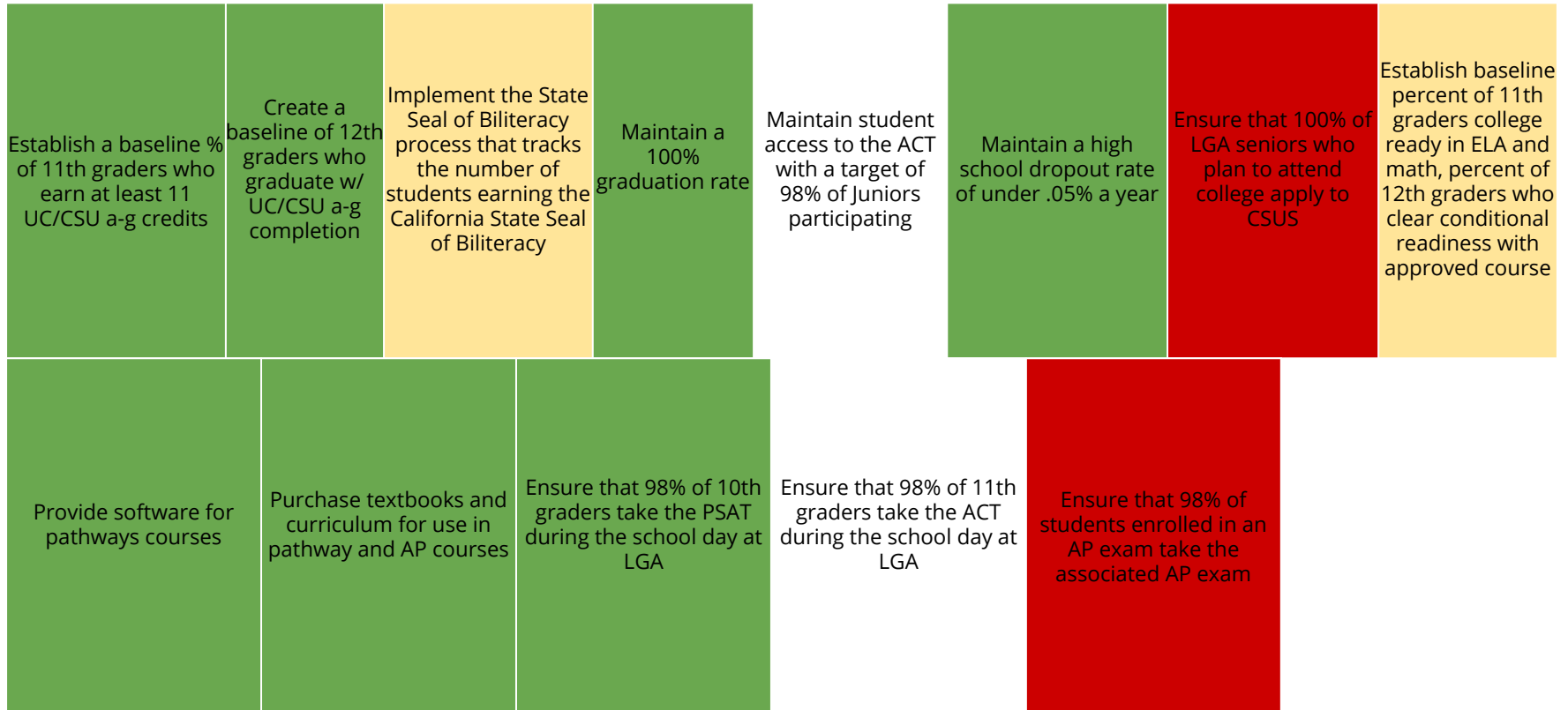
2017-2018 Pass rate improved to 40%

2018-2019 Number of students who took an AP exam dropped from 129 to 97



Goal 2: Prepare students to be college and career ready

Metrics





Goal 2: Prepare students to be college and career ready

Actions/Services

Maintained Director of Student Affairs who supported multi-tiered system of supports, student activities and connectedness

All teachers will conduct officer hours for 1 hour twice a week to support students to ensure mastery of concepts that are aligned with content standards

98% of LGA teachers have proper credentials

Students who have failed courses needed for graduation are required to attend summer school in 2019

Pay for 1 college application fee for each high school senior in need

Continue to provide 10th graders with access to PSAT exams during the school day to increase PSAT access for low income students and underrepresented subgroups

Continue to provide 11th graders with access to ACT exam during the school day to increase ACT access for low income students and underrepresented subgroups

Continue to provide student enrolled in AP courses with access to AP exam during the school day to increase AP access for all students



Goal 2: Prepare students to be college and career ready

Metric

Implement the State Seal of Biliteracy process that tracks the number of students earning the California State Seal of Biliteracy

Goal was to increase seal of Biliteracy to 10.

We had 7 students receive the Seal of Biliteracy in 2018 - 2019, however in 2017 - 2018 11 LGA students received it.



Goal 2: Prepare students to be college and career ready

Metric

The ACT is no longer offered at LGA, we are now offering the SAT in its place

Maintain
student access
to the ACT with
a target of 98%
of Juniors
participating



Goal 2: Prepare students to be college and career ready

Metric

Ensure that
100% of LGA
seniors who
plan to attend
college apply to
CSUS

91% of seniors applied to CSUS in
2018 - 2019

Several students planned to attend a
Junior College and did not apply to
CSUS



Goal 2: Prepare students to be college and career ready

Metric

Establish baseline percent of 11th graders college ready in ELA and math, percent of 12th graders who clear conditional readiness with approved course

Percent of 12th graders who will clear conditional readiness with approved course:

2018 - 2019 (goal)

56% in ELA

57% in Math

2018 -2019 Actual

53% in ELA

17% in Math

As of 2018 LGA no longer pays for the ACT, we are now using the SAT

17% of 11th graders college ready in ELA (SAT only)

5% of 11th graders college ready in math (SAT only)



Goal 2: Prepare students to be college and career ready

Metric

Ensure that 98% of students enrolled in an AP exam take the associated AP exam

As of 5/7/19 77% of students enrolled in an AP class took the associated AP exam

Several students have already opted out of taking their AP exams thus far this year.



Goal 2: Prepare students to be college and career ready

Action/Service

Continue to provide 11th graders with access to ACT exam during the school day to increase ACT access for low income students and underrepresented subgroups

LGA was unable to implement as we no longer provide the ACT to 11th graders, we now provide access to the SAT



Goal 3: Engage parents and families to support student success in school

Metrics

Increase the parent survey completion percent (local)

Percent of parents who responded school staff welcomed my suggestions with an agree or strongly agree

Actions/Services

Administer parent survey



Goal 3: Engage parents and families to support student success in school

Metric

Increase the
parent survey
completion
percent (local)

2018-2019 goal was to hit 25%
parent survey completion, as of
5/9/18 LGA is at 17% up from 10%



Goal 4: Create safe and welcoming learning environments where students attend and are connected to their schools

Metrics

Maintain student attendance at or above the 95% percent average	Decrease pupil suspension rate	Maintain or increase the percent of students involved in music and athletics	Establish baseline perceptions of school safety and connectedness via the senior survey, and social emotional and climate and culture	Decrease chronic absenteeism rate
---	--------------------------------	--	---	-----------------------------------

Actions/Services

Continue to grow the middle and high school athletic and music programs and pay associated stipends	All classes meet in appropriate learning facilities and facilities remain in good repair	Parent University will conduct workshops and will serve as a resource for information and support for parents	All LGA students attend advisory 4 days a week for 20 min. Advisory teachers contact home on a regular basis and are able to log contact in Infinite Campus
---	--	---	---



Goal 4: Create safe and welcoming learning environments where students attend and are connected to their schools

Metric

Decrease pupil suspension rate

As of 5/9/14 LGA's suspension rate is at 13% up from 9.6%



Goal 4: Create safe and welcoming learning environments where students attend and are connected to their schools

Metric

Maintain or increase the percent of students involved in music and athletics

2018-2019 target was to maintain the percent of students involved in both music and athletics (55%)

37% participated in Music and 29% participated in athletics



Goal 4: Create safe and welcoming learning environments where students attend and are connected to their schools

Metric

Establish baseline perceptions of school safety and connectedness via the senior survey, and social emotional and climate and culture

2018 - 2019 Target

Maintain or increase the perceptions of school safety and connectedness via the senior survey, and social emotional and climate and culture

2018 -2019 data not yet available

2017-2018 data showed growth in the Senior Survey

- 84% responded agree or strongly agree that "I feel safe at school"up from 81%

Climate Survey percentages decreased

- 56% of students agreed or strongly agreed that they "feel safe at school" down from 63%
- 40% of students agreed or strongly agreed that they "feel a part of the school" 48%



Goal 4: Create safe and welcoming learning environments where students attend and are connected to their schools

Metric

Decrease
chronic
absenteeism
rate

2018 - 2019 Target:

- Decrease chronic absenteeism rate below 3%

Actual Data:

- 6.5% as of 5/4/19 a decrease in .3% from the previous year



Goal 4: Create safe and welcoming learning environments where students attend and are connected to their schools

Action/Service

Continue to grow the middle and high school athletic and music programs and pay associated stipends

While well under budget in Action 2, we did spend roughly \$500 more than anticipated on music supplies in the 2018 - 2019

QUESTIONS